




GENESYSSM

*Bringing together
people and technology*
(Rs in lacs)

UNAUDITED FINANCIAL RESULTS FOR THE QUARTER ENDED JUNE 30, 2015

| PART I | Particulars | Quarter ended, | | | Year ended, |
|----------------|--|------------------------|----------------------|------------------------|------------------------|
| | | 30-Jun-15 Unaudited | 31-Mar-15 Audited | 30-Jun-14 Unaudited | 31-Mar-15 (Audited) |
| 1 | Income from operations | | | | |
| | Net Sales / Income from operations | 1,327.50 | 1,407.39 | 1,595.93 | 6,026.55 |
| | Total income from operations | 1,327.50 | 1,407.39 | 1,595.93 | 6,026.55 |
| 2 | Expenses | | | | |
| | a) Employees Cost | 567.83 | 347.98 | 636.20 | 2,215.79 |
| | b) Depreciation and Amortisation Expense | 184.17 | 198.05 | 210.02 | 827.37 |
| | c) Other Expenditure | 393.73 | 388.93 | 576.38 | 1,684.34 |
| | d) Bad Debts | - | 270.76 | - | 854.22 |
| | Total expenses | 1,145.73 | 1,205.72 | 1,422.60 | 5,581.72 |
| 3 | Profit/(Loss) from Operations before other income, finance costs & exceptional items (1-2) | 182.28 | 201.68 | 173.33 | 444.83 |
| 4 | Other Income | 220.27 | (4.41) | 59.43 | 255.87 |
| 5 | Profit/(Loss) from ordinary activities before finance costs & exceptional items (3+4) | 402.55 | 197.26 | 232.76 | 700.70 |
| 6 | Finance Costs | 37.89 | 44.76 | 41.99 | 186.52 |
| 7 | Profit/(Loss) after finance costs but before exceptional items (5-6) | 364.66 | 152.50 | 190.77 | 514.18 |
| 8 | Exceptional Items | - | - | - | - |
| 9 | Profit/(Loss) from ordinary activities before Tax (7-8) | 364.66 | 152.50 | 190.77 | 514.18 |
| 10 | Tax Expense | | | | |
| | - Current Tax | 72.87 | 30.64 | 36.35 | 102.30 |
| | - Deferred Tax | (25.06) | (11.19) | (20.07) | (45.69) |
| | - Tax Adj. for earlier years | - | (0.02) | - | (0.02) |
| 11 | Net Profit/(Loss) from ordinary activities after Tax (9-10) | 316.86 | 133.07 | 174.49 | 457.59 |
| 12 | Extraordinary Items | - | - | - | - |
| 13 | Net Profit/(Loss) for the period (11-12) | 316.86 | 133.07 | 174.49 | 457.59 |
| 14 | Paid-up Equity Share Capital (Face value of Rs. 5/- each) | 1,522.38 | 1,522.38 | 1,492.38 | 1,522.38 |
| 15 | Reserves excluding revaluation reserves | - | - | - | 17,597.96 |
| 16.i | Earnings per Share before extraordinary items (weighted average) | | | | |
| | Basic EPS (Not Annualised) | 1.04 | 0.44 | 0.58 | 1.53 |
| | Diluted EPS (Not Annualised) | 1.04 | 0.44 | 0.58 | 1.53 |
| 16.ii | Earnings per Share after extraordinary items (weighted average) | | | | |
| | Basic EPS (Not Annualised) | 1.04 | 0.44 | 0.58 | 1.53 |
| | Diluted EPS (Not Annualised) | 1.04 | 0.44 | 0.58 | 1.53 |
| PART II | | | | | |
| A | PARTICULARS OF SHAREHOLDING | | | | |
| 1 | Public Shareholding | | | | |
| | - Number of Shares | 12,879,778 | 12,879,778 | 12,279,778 | 12,879,778 |
| | - Percentage of Shareholding | 42.30% | 42.30% | 41.15% | 42.30% |
| 2 | Promoters and promoter group Shareholding | | | | |
| | a) Pledged/Encumbered | | | | |
| | - Number of shares | 786,046 | 786,046 | 786,046 | 786,046 |
| | - Percentage of shares (as a % of the total shareholding of promoter and promoter group) | 4.47% | 4.47% | 4.47% | 4.47% |
| | - Percentage of shares (as a % of the total share capital of the company) | 2.58% | 2.58% | 2.63% | 2.58% |
| | b) Non-encumbered | | | | |
| | - Number of shares | 16,781,683 | 16,781,688 | 16,781,688 | 16,781,688 |
| | - Percentage of shares (as a % of the total shareholding of promoter and promoter group) | 95.53% | 95.53% | 95.53% | 95.53% |
| | - Percentage of shares (as a % of the total share capital of the company) | 55.12% | 55.12% | 56.22% | 55.12% |

Contd...2...





GENESYSSM

*Bringing together
people and technology*

-2-


| Particulars | Quarter ended |
|--|---------------|
| | 30-Jun-15 |
| B INVESTOR COMPLAINTS | |
| Pending at the beginning of the quarter | Nil |
| Received during the quarter | Nil |
| Disposed of during the quarter | Nil |
| Remaining unresolved at the end of the quarter | Nil |

Notes:


- 1 The Company addresses the consumer location based services market as well as enterprise and infrastructure space.
- 2 The Company operates only in single Primary Segment i.e. Geographical Information Systems.
- 3 The results for the quarter ended March 31, 2015 are the balancing figures between audited figures in respect of financial year ended March 31, 2015 and the published year to date figures up to the third quarter of the previous financial year.
- 4 The financial results for the quarter ended June 30, 2015 have been reviewed by the Audit Committee and thereafter, the Board of Directors at its meeting held on August 14, 2015 approved the same and its release.
- 5 The Statutory Auditors have carried out a "Limited Review" of the Unaudited Financial results of the Company.
- 6 Previous period figures have been re-grouped / re-classified, wherever necessary.

For GENESYS INTERNATIONAL CORPORATION

SAJID MALIK
CHAIRMAN & MANAGING DIRECTOR



Place: Mumbai
Dated: August 14, 2015





G. K. Choksi & Co.
Chartered Accountants

*601/708/709, Raheja Chambers,
Free Press Journal Road,
Nariman Point, Mumbai - 400 021.
Tel.: 6632 4446 / 6632 4447
2282 6087 / 2284 5316
Fax : 2288 2133
Email : gkcmumbai@rediffmail.com*

LIMITED REVIEW REPORT


The Board of Directors
Genesys International Corporation Limited
Mumbai

We have reviewed the accompanying statement of unaudited financial results of **Genesys International Corporation Limited**, Mumbai, for the quarter ended on 30th June, 2015 ("the Statement") except for the disclosures regarding 'Public Shareholding' and 'Promoter and Promoter Shareholding' which have been traced from disclosures made by the management and have not been reviewed by us. This Statement is the responsibility of the Company's management and has been approved by the Board of Directors. Our responsibility is to issue a report on this Statement based on our review.

We have conducted our review of the Statement in accordance with Standard on Review Engagements (SRE) 2410, "Review of Interim Financial Information Performed by the Independent Auditor of the Entity" issued by the Institute of Chartered Accountants of India. A review of interim financial information consists of making inquiries, primarily of persons responsible for financial and accounting matters, and applying analytical and other review procedures. A review is substantially less in scope than an audit conducted in accordance with Standards on Auditing and consequently does not enable us to obtain assurance that we would become aware of all significant matters that might be identified in an audit. Accordingly, we do not express an audit opinion.

Based on our review, nothing has come to our attention that causes us to believe that the accompanying Statement of unaudited financial results prepared in accordance with the Accounting Standards as per Section 133 of the Companies Act, 2013, read with Rule 7 of the Companies (Accounts) Rules, 2014 and other recognized accounting practices and policies generally accepted in India, has not disclosed the information required to be disclosed in terms of Clause 41 of the Listing Agreement including the manner in which it is to be disclosed, or that it contains any material misstatement.

FOR G. K. CHOKSI & CO.
Firm Registration No.125442W
Chartered Accountants



(Shreyas V. Parikh)
Partner
Mem. No. 033402

Place : Mumbai
Date : 14.08.2015