


Genesys International Corporation Ltd.


GENESYSSMBringing together
people and technology

AUDITED FINANCIAL RESULTS FOR THE QUARTER & YEAR ENDED MARCH 31, 2013

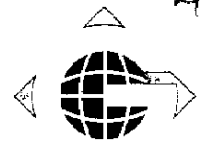
(Rs In lacs)

PART I	Particulars	Quarter ended,			Year ended,	
		31-Mar-13 (Audited) Refer Note 5	31-Dec-12 (Unaudited)	31-Mar-12 (Audited) Refer Note 5	31-Mar-13 (Audited)	31-Mar-12 (Audited)
1	Income from operations					
	Net Sales / Income from operations	3,461.35	2,918.19	1,720.04	11,374.94	9,598.72
	Total income from operations	3,461.35	2,918.19	1,720.04	11,374.94	9,598.72
2	Expenses					
	a) Employees Cost	1,390.33	1,475.17	729.15	5,277.06	3,242.46
	b) Depreciation and Amortisation Expense	324.09	312.71	293.74	1,212.23	1,151.35
	c) Other Expenditure	1,203.46	531.40	427.07	2,842.10	1,989.96
	Total expenses	2,917.88	2,319.28	1,449.96	9,331.39	6,383.77
3	Profit from Operations before other income, finance costs & exceptional items (1-2)	543.47	598.91	270.08	2,043.55	3,214.95
4	Other Income	29.32	180.51	44.82	499.51	222.72
5	Profit from ordinary activities before finance costs & exceptional items (3+4)	572.79	779.42	314.90	2,543.06	3,437.67
6	Finance Costs	71.23	41.66	17.76	171.49	29.62
7	Profit after finance costs but before exceptional items (5-6)	501.56	737.76	297.14	2,371.57	3,408.05
8	Exceptional Items	-	-	1,061.71	-	1,568.06
9	Profit from ordinary activities before Tax (7-8)	501.56	737.76	(764.57)	2,371.57	1,839.99
10	Tax Expense					
	- Current Tax	103.00	147.00	(273.00)	477.00	240.00
	- Deferred Tax	(57.03)	(28.88)	(37.44)	(170.08)	(44.60)
	- Tax Adj. for earlier years	0.03	2.49	-	2.52	-
11	Net Profit from ordinary activities after Tax (9-10)	455.56	617.15	(454.13)	2,062.13	1,644.59
12	Extraordinary Items	-	-	-	-	-
13	Net Profit for the period (11-12)	455.56	617.15	(454.13)	2,062.13	1,644.59
14	Paid-up Equity Share Capital (Face value of Rs. 5/- each)	1,492.38	1,492.38	1,492.38	1,492.38	1,492.38
15	Reserves excluding revaluation reserves				16,021.52	14,046.69
16.i	Earnings per Share before extraordinary Items (weighted average)					
	Basic EPS (Not Annualised)	1.53	2.07	(1.52)	6.91	5.51
	Diluted EPS (Not Annualised)	1.53	2.07	(1.52)	6.91	5.51
16.ii	Earnings per Share after extraordinary Items (weighted average)					
	Basic EPS (Not Annualised)	1.53	2.07	(1.52)	6.91	5.51
	Diluted EPS (Not Annualised)	1.53	2.07	(1.52)	6.91	5.51
PART II						
A PARTICULARS OF SHAREHOLDING						
1	Public Shareholding					
	- Number of Shares	12,279,778	12,279,778	12,279,778	12,279,778	12,279,778
	- Percentage of Shareholding	41.15%	41.15%	41.15%	41.15%	41.15%
2	Promoters and promoter group Shareholding					
	a) Pledged/Encumbered					
	- Number of shares	786,046	786,046	786,046	786,046	786,046
	- Percentage of shares (as a % of the total shareholding of promoter and promoter group)	4.47%	4.47%	4.47%	4.47%	4.47%
	- Percentage of shares (as a % of the total share capital of the company)	2.63%	2.63%	2.63%	2.63%	2.63%
	b) Non-encumbered					
	- Number of shares	15,781,688	16,781,688	16,781,688	16,781,688	15,781,688
	- Percentage of shares (as a % of the total shareholding of promoter and promoter group)	95.53%	95.53%	95.53%	95.53%	95.53%
	- Percentage of shares (as a % of the total share capital of the company)	56.22%	56.22%	56.22%	56.22%	56.22%
Particulars		Quarter ended, 31-Mar-13				
B INVESTOR COMPLAINTS						
Pending at the beginning of the quarter		Nil				
Received during the quarter		Nil				
Disposed of during the quarter		Nil				
Remaining unresolved at the end of the quarter		Nil				

Contd.....2.....



Genesys International Corporation Ltd.

GENESYSSMBringing together
people and technology

STATEMENT OF ASSETS AND LIABILITIES

-2-

(Rs In lacs)


Particulars	As at	
	31.03.2013 (Audited)	31.03.2012 (Audited)
A EQUITY AND LIABILITIES		
1 Shareholders' Funds		
(a) Share Capital	1,492.38	1,492.38
(b) Reserve & Surplus	16,021.52	14,046.69
sub total - Shareholders' fund	17,513.90	15,539.07
2 Non-Current Liabilities		
(a) Long-term borrowings	171.70	157.49
(b) Long-term provisions	605.72	406.26
sub total - Non-current liabilities	777.42	563.75
3 Current Liabilities		
(a) Short-term borrowings	830.91	-
(b) Trade payables	304.56	340.30
(c) Other current liabilities	1,589.01	869.07
(d) Short-term provisions	205.53	683.56
sub total - Current liabilities	2,930.01	1,892.93
TOTAL EQUITY AND LIABILITIES	21,221.33	17,995.75
B ASSETS		
1 Non-Current Assets		
(a) Fixed assets	2,803.44	3,235.54
(b) Non-current investments	7,478.27	7,424.59
(c) Deferred tax assets (net)	283.29	113.21
(d) Long-term loans and advances	4,859.93	1,794.94
sub total - Non-current assets	15,424.93	12,568.28
2 Current Assets		
(a) Current Investments	264.10	-
(b) Trade Receivables	3,210.12	4,042.67
(c) Cash and Cash Equivalents	796.51	261.74
(d) Short-term loans and advances	280.07	1,013.10
(e) Other current assets	1,245.60	109.96
sub total - Current assets	5,796.40	5,427.47
TOTAL ASSETS	21,221.33	17,995.75

Notes:

- The Company addresses the consumer location based services market as well as enterprise and infrastructure space.
- The Company operates only in single Primary Segment i.e. Geographical Information Systems.
- The financial results for the quarter and year ended March 31, 2013 have been reviewed by the Audit Committee and thereafter, the Board of Directors at its meeting held on May 25, 2013 approved the same and its release.
- The Board of Directors have recommended, subject to the approval of shareholders, a dividend of 5% i.e. Re. 0.25 per fully paid up equity share of Rs. 5 each aggregating to Rs. 74.62 lacs. (Previous Year Rs. 1.25 per equity share aggregating to Rs. 373.09 lacs)
- Figures for the quarter ended March 31, 2013 and March 31, 2012 are the balancing figures between audited figures in respect of full financial year and the published year to date figures up to the third quarter of the relevant financial year.
- Previous year/period figures have been re-grouped / re-classified and restated, wherever considered necessary.

For GENESYS INTERNATIONAL CORPORATION LIMITED



SAJID MALIK
CHAIRMAN & MANAGING DIRECTOR
Place: Mumbai
Dated: May 25, 2013

Contractor, Nayak & Kishnadwala

Chartered Accountants

Jash Chambers, 3rd floor, 7-A, Sir P. M. Road, Fort, Mumbai - 400 001.
Tel. : +91-22-6623 0600 / 2266 1819 • Fax : +91-22-2261 58145th Floor, Narain Chambers, M. G. Road, Vile Parle (E), Mumbai - 400 057.
Tel. : 91-22-6457 7600 / 01 / 02**AUDITORS REPORT
TO THE BOARD OF DIRECTORS OF
GENESYS INTERNATIONAL CORPORATION LIMITED**

1. We have audited the attached Financial Results ("the Statement") of GENESYS INTERNATIONAL CORPORATION LIMITED ("the Company") for the year ended March 31, 2013, being submitted by the Company pursuant to Clause 41 of the Listing Agreement, with the Stock Exchanges. ("listing agreement") except for the disclosures regarding 'Public Shareholding' and 'Promoter and Promoter Group Shareholding' which have been traced from disclosures made by the Management and have not been audited by us.
2. This Statement has been prepared on the basis of the related annual financial statements, which are the responsibility of the Company's Management and have been approved by the Board of Directors. Our responsibility is to express an opinion on the Statement, based on our audit of the related annual financial statements, which have been prepared in accordance with the recognition and measurement principles laid down in the Companies (Accounting Standards) Rules, 2006 as per Section 211(3C) of the Companies Act, 1956 and other accounting principles generally accepted in India and in compliance with clause 41 of the Listing Agreement.
3. We conducted our audit in accordance with the auditing standards generally accepted in India. Those Standards require that we plan and perform the audit to obtain reasonable assurance about whether the Statement is free of material misstatement(s). An audit includes examining, on a test basis, evidence supporting the amounts and the disclosures in the Statement. An audit also includes assessing the accounting principles used and the significant estimates made by the Management. We believe that our audit provides a reasonable basis for our opinion.
4. Attention is invited to Note 5 of the accompanying Statement regarding figures for the quarter ended 31st March 2013 and 31st March, 2012, being balancing figures between the audited figures in respect of the full financial year and the published year to date figures up to the third quarter of the relevant financial year. Further, the figures of the immediately preceding quarter ended 31st December, 2012 have only been reviewed by us and have not been subjected to an audit.
5. In our opinion and to the best of our information and according to the explanations given to us, the basis stated in paragraph 3 and subject to our comments in paragraph 4, the Statement:
 - (i) is presented in accordance with the requirement of Clause 41 of the Listing Agreement in this regard and
 - (ii) gives a true and fair view of the net profit and other financial information of the Company for the year ended 31st March, 2013.
6. Further, we also report that we have, on the basis of the books of account and other records and information and explanations given to us by the management, also verified the number of shares as well as the percentage of shareholding in respect of the aggregate amount of public shareholding, pledged / encumbered shares and non-encumbered shares of promoter



Contractor, Nayak & Kishnadwala

Chartered Accountants

Jash Chambers, 3rd floor, 7-A, Sir P. M. Road, Fort, Mumbai - 400 001.
Tel. : +91-22-6623 0600 / 2266 1819 • Fax : +91-22-2261 5814

5th Floor, Narain Chambers, M. G. Road, Vile Parle (E), Mumbai - 400 057.
Tel. : 91-22-6457 7600 / 01 / 02

and promoter group shareholders, in terms of Clause 35 of the Listing Agreements and the particulars relating to the undisputed investor complaints and found the same to be correct.

For Contractor, Nayak & Kishnadwala
Chartered Accountants
(Firm Registration No. 101961W)

Saroj Maniar

(Saroj Maniar)

Partner

Membership No: 40803

Mumbai, May 25, 2013

