




STANDALONE UNAUDITED FINANCIAL RESULTS FOR THE QUARTER ENDED SEPTEMBER 30, 2011

(Rs. In lacs)

Particulars	Quarter ended September 30,		Half year ended September 30,		Year ended March 31,
	2011	2010	2011	2010	2011
	(Unaudited)		(Unaudited)		(Audited)
1. Net Sales / Income from operations	3,514.37	712.35	6,380.68	1,288.31	9,484.88
Total Income	3,514.37	712.35	6,380.68	1,288.31	9,484.88
2. Expenditure					
a) Employees Cost	889.56	351.57	1,746.08	754.59	2,458.29
b) Other Expenditure	1,068.19	334.29	1,606.14	549.73	1,544.32
c) Depreciation and amortisation	295.74	72.40	577.04	143.64	655.31
Total Expenditure (a+b+c)	2,253.49	758.26	3,929.26	1,447.96	4,657.92
3. Profit from Operations before Other Income, Interest & Exceptional Items (1-2)	1,260.88	(45.91)	2,451.42	(159.65)	4,826.96
4. Other Income	61.94	74.19	159.37	125.28	264.61
5. Profit before Interest & Exceptional Items (3+4)	1,322.82	28.28	2,610.79	(34.37)	5,091.57
6. Interest	4.15	0.08	8.32	0.08	4.23
7. Profit after Interest but before Exceptional Items (5-6)	1,318.67	28.20	2,602.47	(34.45)	5,087.34
8. Exceptional Items - - Provision for diminution in the value of the investments	-	-	-	-	396.18
9. Profit from ordinary activities before Tax (7-8)	1,318.67	28.20	2,602.47	(34.45)	4,691.16
10. Tax Expense					
- Current Tax	256.00	6.31	513.00	6.31	28.00
- Deferred Tax	-	3.90	(7.16)	(11.72)	(13.47)
- Tax Adj. for earlier years	-	9.33	-	9.33	(44.28)
11. Net Profit from ordinary activities after Tax (9-10)	1,062.67	8.66	2,096.63	(38.37)	4,720.91
12. Extraordinary Items	-	-	-	-	-
13. Net Profit for the period (11-12)	1,062.67	8.66	2,096.63	(38.37)	4,720.91
14. Paid-up Equity Share Capital (Face value of Rs. 5/- each)	1,492.38	1,492.38	1,492.38	1,492.38	1,492.38
15. Reserves excluding revaluation reserves					12,835.72
16. Earnings per Share (weighted average)					
Basic EPS (Not Annualised)	3.56	0.03	7.02	(0.13)	15.82
Diluted EPS (Not Annualised)	3.56	0.03	7.02	(0.13)	15.82
17. Public Shareholding					
- Number of Shares	12,279,778	12,279,778	12,279,778	12,279,778	12,279,778
- Percentage of Shareholding	41.15%	41.15%	41.15%	41.15%	41.15%
18. Promoters and promoter group Shareholding					
a) Pledged/Encumbered					
- Number of shares	786,046	786,046	786,046	786,046	786,046
- Percentage of shares (as a % of the total shareholding of promoter and promoter group)	4.47%	4.47%	4.47%	4.47%	4.47%
- Percentage of shares (as a % of the total share capital of the company)	2.63%	2.63%	2.63%	2.63%	2.63%
b) Non-encumbered					
- Number of shares	16,781,688	16,781,688	16,781,688	16,781,688	16,781,688
- Percentage of shares (as a % of the total shareholding of promoter and promoter group)	95.53%	95.53%	95.53%	95.53%	95.53%
- Percentage of shares (as a % of the total share capital of the company)	56.22%	56.22%	56.22%	56.22%	56.22%

Contd....2...



GENESYSSM

*Bringing together
people and technology*

-2-

Notes:

1. Statement of Assets and Liabilities as on September 30, 2011:

STANDALONE STATEMENT OF ASSETS AND LIABILITIES

(₹ in lacs)

Particulars	Year ended September 30,	
	2011 (Unaudited)	2010 (Unaudited)
SHAREHOLDERS FUND		
(a) Capital	1,492.38	1,492.38
(b) Reserve & Surplus	14,932.35	8,033.14
LOAN FUNDS	161.21	5.09
TOTAL	16,585.94	9,530.61
FIXED ASSETS (NET)	3,504.63	865.60
INVESTMENTS	1,878.62	4,411.68
DEFERRED TAX CREDIT (NET)	75.77	66.85
CURRENT ASSETS, LOANS & ADVANCES		
(a) Sundry Debtors	9,030.91	1,194.96
(b) Cash & Bank Balances	479.29	910.44
(c) Other Current Assets	8.29	21.06
(d) Loans & Advances	4,298.53	3,840.06
Less : CURRENT LIABILITIES & PROVISIONS		
(a) Current Liabilities	1,041.58	547.70
(b) Provisions	1,648.52	1,232.34
NET CURRENT ASSETS	11,126.92	4,186.48
TOTAL	16,585.94	9,530.61

The Company has since received Rs. 5737.74 lacs against sundry debtors of Rs. 9,030.91 lacs.


2. Hon'ble High Court of Bombay vide Order dated December 16, 2010 had sanctioned the scheme of amalgamation of Genesys Worldeye Limited, an erstwhile wholly owned subsidiary company, with the Company with effect from Appointed date i.e. April 1, 2010. Accordingly standalone financial results and statement of assets and liabilities includes financials of erstwhile Genesys Worldeye Limited for the current quarter and also for the audited results for the previous year ended March 31, 2011. However the comparable results for the corresponding quarter and half year ended September 30, 2010 do not includes financials of erstwhile wholly owned subsidiary Genesys Worldeye Limited. Therefore financial results and statement of assets and liabilities for the quarter and half year ended on September 30, 2011 are not comparable with financial results and statement of assets and liabilities for the quarter and half year ended on September 30, 2010.

3. Previous period figures have been re-grouped / re-classified, wherever necessary.

For GENESYS INTERNATIONAL CORPORATION LIMITED

S MALIK
WHOLE TIME DIRECTOR

Place: Mumbai
Dated: November 14, 2011





GENESYSSM

*Bringing together
people and technology*

CONSOLIDATED UNAUDITED FINANCIAL RESULTS FOR THE QUARTER ENDED SEPTEMBER 30, 2011


(Rs. In lacs)

Particulars	Quarter ended September 30,		Half year ended September 30,		Year ended March 31,
	2011	2010	2011	2010	2011
	(Unaudited)		(Unaudited)		(Audited)
1. Net Sales/ Income from operations	3,517.05	2,406.62	6,388.26	4,657.27	9,506.52
Total Income	3,517.05	2,406.62	6,388.26	4,657.27	9,506.52
2. Expenditure					
a) Employees Cost	889.57	543.84	1,750.89	1,112.91	2,560.63
b) Other Expenditure	1,072.51	455.98	1,609.16	810.38	1,655.36
c) Depreciation & amortisation	298.69	122.12	579.99	238.21	660.99
Total Expenditure (a+b+c)	2,260.77	1,121.94	3,940.04	2,161.50	4,876.98
3. Profit from Operations before Other Income, Interest & Exceptional Items (1-2)	1,256.28	1,284.68	2,448.22	2,495.77	4,629.54
4. Other Income	61.94	74.48	159.37	125.57	269.90
5. Profit before Interest & Exceptional Items (3+4)	1,318.22	1,359.16	2,607.59	2,621.34	4,899.44
6. Interest	4.18	0.08	8.45	0.25	4.67
7. Profit after Interest but before Exceptional Items (5-6)	1,314.04	1,359.08	2,599.14	2,621.09	4,894.77
8. Exceptional Items -					
- Provision for diminution in the value of the investments	-	-	-	-	396.18
9. Profit from ordinary activities before Tax (7-8)	1,314.04	1,359.08	2,599.14	2,621.09	4,498.59
10. Tax Expense					
- Current Tax	256.00	6.47	513.00	6.62	28.00
- Deferred Tax	-	3.90	(7.16)	(11.72)	(47.71)
- Income Tax for earlier years	-	9.33	-	9.33	(44.28)
11. Net Profit from ordinary activities after Tax (9-10)	1,058.04	1,339.38	2,093.30	2,616.86	4,562.58
12. Extraordinary Items	-	-	-	-	-
13. Net Profit for the period before share of Profit/(Loss) of Minority (11-12)	1,058.04	1,339.38	2,093.30	2,616.86	4,562.58
14. Share of Profit/(Loss) of Minority	(1.36)	-	(0.93)	-	(40.54)
15. Net Profit for the period (13-14)	1,059.40	1,339.38	2,094.23	2,616.86	4,603.12
16. Paid-up Equity Share Capital (Face value of Rs. 5/- each)	1,492.38	1,492.38	1,492.38	1,492.38	1,492.38
17. Reserves excluding revaluation reserves					12,595.81
18. Earnings per Share (weighted average)					
Basic EPS (Not Annualised)	3.55	4.49	7.02	8.77	15.42
Diluted EPS (Not Annualised)	3.55	4.49	7.02	8.77	15.42
19. Public Shareholding					
- Number of Shares	12,279,778	12,279,778	12,279,778	12,279,778	12,279,778
- Percentage of Shareholding	41.15%	41.15%	41.15%	41.15%	41.15%
20. Promoters and promoter group Shareholding					
a) Pledged/Encumbered					
- Number of shares	786,046	786,046	786,046	786,046	786,046
- Percentage of shares (as a % of the total shareholding of promoter and promoter group)	4.47%	4.47%	4.47%	4.47%	4.47%
- Percentage of shares (as a % of the total share capital of the Company)	2.63%	2.63%	2.63%	2.63%	2.63%
b) Non-encumbered					
- Number of shares	16,781,688	16,781,688	16,781,688	16,781,688	16,781,688
- Percentage of shares (as a % of the total shareholding of promoter and promoter group)	95.53%	95.53%	95.53%	95.53%	95.53%
- Percentage of shares (as a % of the total share capital of the Company)	56.22%	56.22%	56.22%	56.22%	56.22%

Notes:

- The Company has created its own content program in which it has achieved significant traction. The Company today has one of the richest repositories of geo content. This content is addressed to the consumer location based services market as well as enterprise and infrastructure space.
- The Company operates only in single Primary Segment i.e. Geographical Information Systems.
- No investor complaints were received during the quarter and neither was any complaint pending at the beginning of the quarter.
- The Unaudited Financial results for the quarter ended September 30, 2011 have been reviewed by the Audit Committee and thereafter, the Board of Directors at its meeting held on November 14, 2011 approved the same and its release.
- In accordance with clause 41 of Listing agreement, the Company has published Consolidated Financial results. Standalone Revenue, Profit before tax and Profit after tax for the quarter ended on September 30, 2011 are Rs. 3514.37 lacs, Rs. 1318.67 lacs and Rs.1062.67 lacs, respectively. The Statutory Auditors have carried out a "Limited Review" of the Unaudited Financial results (Standalone) of the Company. The standalone financial results will be made available to the stock exchanges, where the Company's equity shares are listed and will also be available on the Company's website www.igenesys.com.

Contd....2...





GENESYSSM

*Bringing together
people and technology*

-2-

6. Statement of Assets and Liabilities as on September 30, 2011:
CONSOLIDATED STATEMENT OF ASSETS AND LIABILITIES

Particulars	(₹ in lacs)	
	Year ended September 30,	
	2011 (Unaudited)	2010 (Unaudited)
SHAREHOLDERS FUND		
(a) Capital	1,492.38	1,492.38
(b) Reserve & Surplus	14,667.92	11,004.05
LOAN FUNDS	161.21	5.09
TOTAL	16,321.51	12,501.52
FIXED ASSETS (NET)	4,143.94	2,898.07
INVESTMENTS	1,268.37	3,796.43
DEFERRED TAX CREDIT (NET)	172.37	97.26
CURRENT ASSETS, LOANS & ADVANCES		
(a) Sundry Debtors	8,604.58	2,237.33
(b) Cash & Bank Balances	485.04	2,274.95
(c) Other Current Assets	8.29	21.06
(d) Loans & Advances	4,297.96	3,364.07
Less : CURRENT LIABILITIES & PROVISIONS		
(a) Current Liabilities	1,130.03	876.26
(b) Provisions	1,648.52	1,311.39
NET CURRENT ASSETS	10,617.32	5,709.76
MINORITY INTEREST	119.51	-
TOTAL	16,321.51	12,501.52

The Company has since received Rs. 5737.74 lacs against sundry debtors of Rs. 8,604.58 lacs.

7. Previous period figures have been re-grouped / re-classified, wherever necessary.

For **GENESYS INTERNATIONAL CORPORATION LIMITED**

S MALIK
WHOLE TIME DIRECTOR

Place: Mumbai
Dated: November 14, 2011

